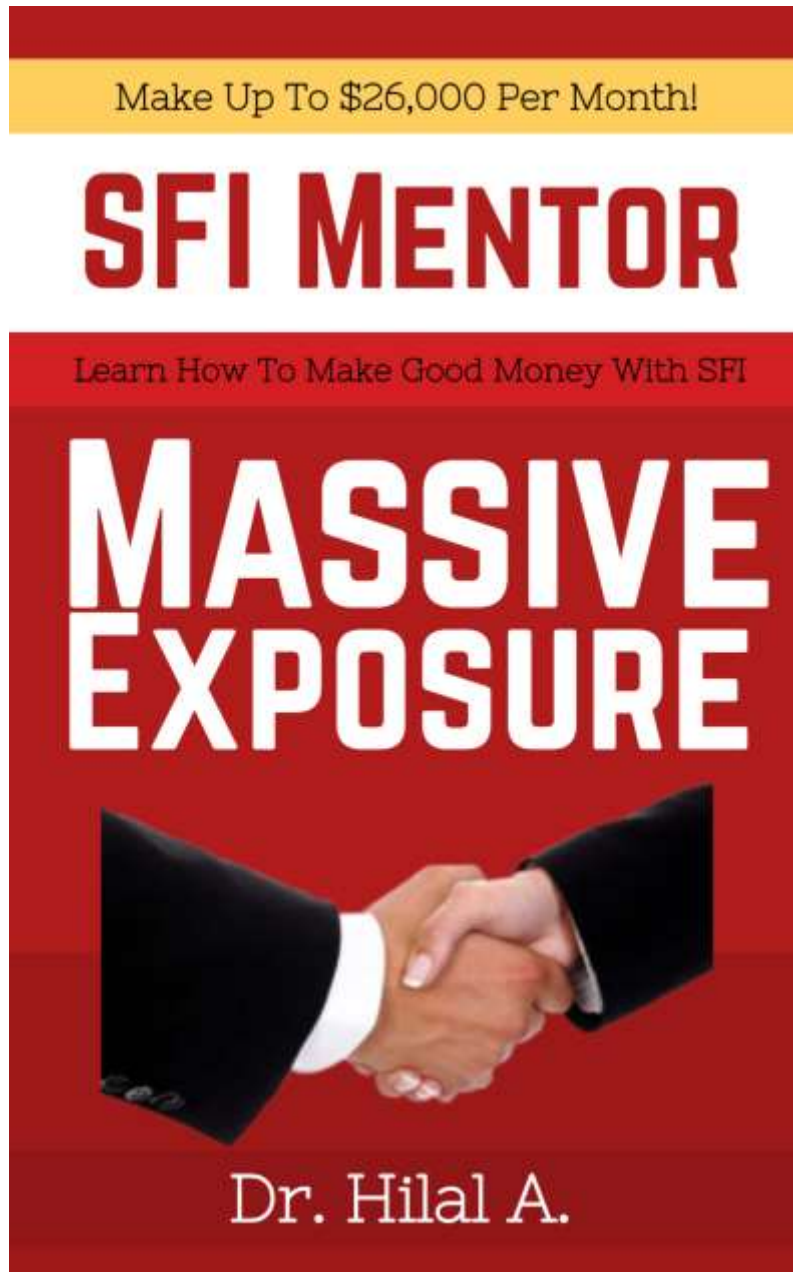


How to Make Much Money With SFI

By: Dr. Hilal A.

<http://SFIKing.com/join>



Version 1.00 September 2014

Legal Stuff

Income Disclaimer:

This document contains business strategies, marketing methods and other business advice that, regardless of my own results and experience, may not produce the same results (or any results) for you. I make absolutely no guarantee expressed or implied that by following the advice below you will make any money or improve current profits, as there are several factors and variables that come into play regarding any given business. Primarily, results will depend on the nature of the product or business model, the conditions of the marketplace, the experience of the individual, and situations and elements that are beyond your control. As with any business endeavor, you assume all risk related to investment and money based on your own discretion and at your own potential expense. Your results may vary. Success in ANY online endeavor is a result of hard work, time and a variety of other factors. No express or implied guarantees of income or spillover are made when reviewing the material provided.

Liability Disclaimer:

By reading this document, you assume all risks associated with using the advice given below, with a full understanding that you, solely, are responsible for anything that may occur as a result of putting this information into action in any way, and regardless of your interpretation of the advice. You further agree that my company cannot be held responsible in any way for the success or failure of your business as a result of the information presented below. It is your responsibility to conduct your own due diligence regarding the safe and successful operation of your business if you intend to apply any of our information in any way to your business operations.

Terms of Use:

You are given a non-transferable, "personal use" license to this product. You may not distribute it or share it with other individuals. There are no resale rights or private label rights granted when purchasing this document. In other words it's for your own personal use only.

Welcome To The SFI Mentor

Make \$1000s Per Month Through SFI

FREE Coaching & \$5000+ Worth of Products Bonuses!



Dear friend!

A BIG welcome to the SFI mentor program. My name is Dr. Hilal. I'm SFI E365 CHAMPION. I'm SFI Platinum Team Leader since I started! So, I know how it works, and I know how I can help you to reach your goals! (See all these badges below).



It is pleasure for me to help you reach your financial goals. In this report, we set a **STRONG** strategy to help you to reach your level!

At the moment of writing these lines I helped a lot of people for **FREE** to start their SFI business. I have the complete intention to help you as well. I do all this for **FREE**. In fact I need your success because it will be my success as well!

Not only so, but I'm giving **YOU** products, services and tools that worth more than \$5,000, just to teach you how to start your business. When you apply what I'm going to teach you on these pages, you can start to make \$1,000s every month.

Some of my downline start to make \$1000s already with my help. I want to add **YOU** to be one of my success stories. Are you ready? Let us start now!

What is SFI? How can We Make Money Here?



We are working as affiliates with one of the most trusted companies in the world. In fact they are **TWO** sister companies, called **SFI & Triple Clicks**. These are real companies located in Lincoln, Nebraska, U.S.A. They sell huge real products. I'll tell

you about these products and how can we make good money soon.

How Much Money Can You Make Every Month?

Let me show you the power of SFI if we deal with this amazing company the correct way.

Assume that you are only Bronze Team Leader (BTL) in SFI. You can achieve a higher rank and make much more money. I'll tell you more about this in this report.

At first please note that you can make money with SFI in 6 different ways. But in this strategy, I'll focus on just 1 of them. It is called the Matching Versa Points (VPs).

Note: While doing the matching VPs method, you will already make money with other methods!

As a BTL you can get matching VPs for all of your downline in 6 levels (generations) deep.

Now, assume that you get only 5 active BTL (called PSAs) under you in your level 1 (I WILL HELP YOU TO GET THEM). Then next month every one of those 5 PSAs gets 5 BTLs under him/her. Then the other month each one of the new BTLs gets 5 BTL under him/her, and so on for 6 levels. Your earning will be as shown in this table below.

Please have a look at the following Table to study these numbers:

Month	Level 1	Level 2	Level 3	Level 4	Level 5	Level 6	Total BTLs	Matching VPs	Your Earnings
1	5						5	15000	6.75
2	5	25					30	90000	40.5
3	5	25	125				155	465000	209.25
4	5	25	125	625			780	2340000	1053
5	5	25	125	625	3125		3905	11715000	5271.75
6	5	25	125	625	3125	15625	19530	58590000	26365.5

As you see, you can really make a very good living online with SFI/TC business. Up to \$26,000 per month. ([Please read the earning disclaimer on this page](#)).

In this report, I'll show how to reach this level VERY FAST.
So, Let us start now.

Why You Need to Be in My Team in SFI?

In fact you are lucky to join my team (The BEST Team at SFI). Read what you'll get when you become one of my team at SFI:

- I'll be your mentor and will guide you in all steps and show you how to succeed in your SFI business. (Worth \$1000s).
- My team and I will support you when you need any help regarding your SFI business. (Worth \$1000s).
- I'll help you to get your own store (Called ECA) to sell digital or physical products. No host, nor domain name needed. It is ZERO cost for you!
- As soon as you finish the following few steps (even today), you will **get 100 high quality products with resell rights** (Worth over \$5000). You can use these products for you or sell them on your ECA store. See the products image below.
- I'll teach you how to duplicate my success and build your own team and make much money every month.
- If you want, I'll build your SFI team for you!
- Traffic! Most internet marketers are struggling in traffic. I'll teach you how to generate 1000s of real people to visit your sites or affiliate links.
- When you finish these next few steps and become Bronze team Leader (BTL), you are eligible to join my "Inner Circle"

site for FREE. It is a membership site "**By Invitation Only**". I'll invite you to join. (Worth \$497 per month). Yours for FREE when you become BTL.

- You are eligible to win prizes with my contests. I prepare a contest for my team ONLY. People earn \$690 per month. I'll increase this amount soon. Here is the contest of September 2014: <http://sfiking.com/contests/september-2014/>
- You'll get my newsletter. This includes huge tips about new features in SFI/TC which can maximize your profits. (Worth Over \$197 per month).
- I'll show you over 6 ways to help you to make good money from your SFI/TC membership site.
- and more other benefits...

IMPORTANT... You'll get all the above benefits and more for FREE, when you join today and apply the next few steps.

Note... The sooner you start with me, the sooner you'll make much money. It is highly recommended to start today!



(You Get 100 Products For FREE!)

Step 1:

The First Step - Let Us Start Now

You'll Get Your Bonuses After Finishing The Coming Steps!

Welcome to the first step of the SFI-Mentor strategy!

Remember, after completing these quick steps, you are eligible to get ALL of my bonuses that worth over \$5,000. Let us start with step 1. Please make sure to complete this first step now.

As mentioned in the previous pages, we are going to work as affiliates with the SFI-TC company. So, the first step in our strategy is to join SFI. **It is FREE to join.**

After you join SFI, and login to your members' area, make sure to return back here to this exact page. So, I can guide you to get the most out of your membership and to show you how to reach the level of \$26,000+ per month.

In addition you will get all the bonuses when you complete the other steps.

Please [CLICK HERE NOW](#) or click this link below or the blue button below to join SFI. Again, after you join SFI, make sure to return to this page, so, I can guide you to do your work the correct way. [Join SFI Now!](#) <http://sfi4.com/12367839.1266/first>



Step 2:

Step 2 - Getting Started **Let Us Start Our Amazing Journey!**

Congratulations for joining SFI and becoming a member in my best team. If you did not join yet, please [CLICK HERE NOW](#) to join.

Let us start the fun journey of making good money online with SFI. After finishing this important step and the coming few steps, you will be eligible to receive your amazing bonuses that worth over \$5,000.

Very Important

Please note that SFI is based mainly up on "Versa Points"; VPs. The more VPs you can collect, the much money you'll make at SFI. Through this course, I'll teach you how to collect 1000s of VPs every month. Not only so, but I'll show you how to get Millions of matching VPs, so you can make \$1000s every month.

The important tip now is to collect at least 500 VPs in your FIRST 24 hours from joining SFI. This way, SFI will consider you as a "**FAST TRACK**" member and give you 200 VPs more. This will be a very good start for you. So, make sure to collect at least 500 VPs through this step and the following steps TODAY. Here is how...

Getting Started Action Table

- 1- Please login to your SFI account now: www.sfimg.com
- 2- Go to the VP Ledger Page:
<https://www.sfimg.com/MyAccount/MyReports/VPLedger>
- 3- While you are in the VP Ledger page, scroll down to the "**Getting Started Action**" Table. See this image below.

GETTING-STARTED ACTIONS	
150	For confirming your registration
100*	For whitelisting mail@sfimg.com
75	For completing your Affiliate Profile
60	For registering as an a2a member
50	For sending your SFI Commitment Message to your sponsor
50*	For reading the Getting Started FAQs
50*	For reviewing the Marketing Center
35	For uploading your photo to the Affiliate Center
25	For entering a new affiliate greeting to welcome your new PSAs
20	For following SFI on Twitter (Trouble getting these points?)
20	For following TripleClicks on Twitter (Trouble getting these points?)
10	For following Pricebenders Alerts on Twitter (Trouble getting these points?)
20	For liking SFI on Facebook:
20	For liking TripleClicks.com on Facebook:
20*	For reading the "About SFI" page
20*	For reviewing the SFI Compensation Plan
10*	For reviewing the SFI Benefits Chart
10*	For checking out the Standing Order Central Information Page

In this table, the left numbers represent the VPs that you'll get when you do the action at the right of each number. As you see you can collect 745 VPs from doing these actions. This procedure can take about 30 minutes or less.

Note, if any one of these actions can't be done today, just leave it to tomorrow or couple days later. Don't stop yourself at any action. We have a lot of actions we want to do as fast as we can. To do any action, please click the blue words in it. This will open a new window to do the action there. Then return back to the **VP ledger page** to complete the next action, and so on.

Most of these actions can be done in just a second. Some of them appear as a green **BIG V** letter with a number inside it, at the top right of the action page. When you click this big V letter, you get the VPs. See the image below.



Step 3:

Step 3 – The Launch Pad

Learn More and Get More VPs

This is a very good step. You'll earn while you learn through this step. SFI team prepared 30 very quick lessons about their company, their products, and about everything in this company. You need to read these lessons. It may take about one hour or little more to read them.

At the bottom of each lesson, there is a very easy quiz. Please answer this quiz. It is NOT exam, it is just a fun. By reading a post and answering the quiz, SFI will give you 15 VPs for each lesson. So, when you finish the "**Launch Pad**" action, you will collect 450 VPs. Let us start this important step now.

The Launch Pad Table

1- Please login to your SFI account now: www.sfimg.com

2- Go to the VP Ledger Page:
<https://www.sfimg.com/MyAccount/MyReports/VPLedger>

3- Scroll down to the "Launch Pad" Table. See the image below.

To open a lesson, please click the blue title of the lesson, as seen in the above table.

Now read each lesson carefully. Then at the bottom of each lesson, there is a very easy to answer quiz. Just answer the quiz to get 15 VPs. Do this for the 30 lessons in the launch pad. You will collect 450 VPs this way.

LAUNCHPAD

- | | |
|----|--|
| 15 | For reading LaunchPad #1 and correctly answering the quiz |
| 15 | For reading LaunchPad #2 and correctly answering the quiz |
| 15 | For reading LaunchPad #3 and correctly answering the quiz |
| 15 | For reading LaunchPad #4 and correctly answering the quiz |
| 15 | For reading LaunchPad #5 and correctly answering the quiz |
| 15 | For reading LaunchPad #6 and correctly answering the quiz |
| 15 | For reading LaunchPad #7 and correctly answering the quiz |
| 15 | For reading LaunchPad #8 and correctly answering the quiz |
| 15 | For reading LaunchPad #9 and correctly answering the quiz |
| 15 | For reading LaunchPad #10 and correctly answering the quiz |
| 15 | For reading LaunchPad #11 and correctly answering the quiz |
| 15 | For reading LaunchPad #12 and correctly answering the quiz |
| 15 | For reading LaunchPad #13 and correctly answering the quiz |
| 15 | For reading LaunchPad #14 and correctly answering the quiz |
| 15 | For reading LaunchPad #15 and correctly answering the quiz |
| 15 | For reading LaunchPad #16 and correctly answering the quiz |
| 15 | For reading LaunchPad #17 and correctly answering the quiz |
| 15 | For reading LaunchPad #18 and correctly answering the quiz |
| 15 | For reading LaunchPad #19 and correctly answering the quiz |
| 15 | For reading LaunchPad #20 and correctly answering the quiz |
| 15 | For reading LaunchPad #21 and correctly answering the quiz |
| 15 | For reading LaunchPad #22 and correctly answering the quiz |
| 15 | For reading LaunchPad #23 and correctly answering the quiz |
| 15 | For reading LaunchPad #24 and correctly answering the quiz |
| 15 | For reading LaunchPad #25 and correctly answering the quiz |
| 15 | For reading LaunchPad #26 and correctly answering the quiz |
| 15 | For reading LaunchPad #27 and correctly answering the quiz |
| 15 | For reading LaunchPad #28 and correctly answering the quiz |
| 15 | For reading LaunchPad #29 and correctly answering the quiz |
| 15 | For reading LaunchPad #30 and correctly answering the quiz |

Step 4:

Step 4 – Intermediate Actions

You Are Very Close From Your Prizes!

With this step, I'll show you how to collect 390 VPs now. Then 500 VPs later. Let us start to collect these points now. By completing this step and the few coming steps, you'll get all of your bonuses that worth \$5,000 or more.

1- Please login to your SFI account.

2- Please go to your VP Ledger page at:

<https://www.sfimg.com/MyAccount/MyReports/VPLedger>

3- Scroll down to see the "**Intermediate Actions**" title. See this image below.

4- Please start with those very fast 10 VPs actions. Collect 190 VPs from these 19 fast actions now.

5- Then, get 100 VPs "**For installing a TripleClicks banner on your personal Website or blog**". I prepared a tutorial for you to make life easy. Please click this link below to know can you do this action. Important, after you finish this action, please come here back to continue the next action.

<http://sfiking.com/important/installing-tripleclicks-banner-personal-website-blog/>

6- Get another 100 VPs for "**setting up an advertising co-op for your team**". Here is another tutorial, I prepared for you to do this action. Please click this link below to know how to do this action. Again, after you finish this action, please come here back to continue the next action.

<http://sfiking.com/important/setting-up-an-sfi-advertising-co-op-for-your-team/>

7- For the 500 VPs for "**getting a Payoneer Debit Card**". You can NOT do this action now. You can do this action when you start to make money and you have at least \$20 in your SFI account. At that time, please get your Payoneer Debit Card and get 500 VPs.

INTERMEDIATE ACTIONS	
500	For getting a Payoneer Debit Card VP awarded ONLY for Payoneer cards issued through SFI.
100	For installing a TripleClicks banner on your personal Website or blog.
Varies	For submitting most popular/second/third most popular Ask SC answer (Must be EA2 or above) Most popular answers receive 100 VP; second most popular answers receive 50 VP; third most popular answers receive 25 VP. Unlimited points available! Learn more.
10*	For reviewing the Income Index
10*	For reviewing the Training Index
10*	For reviewing the Reference Index
10*	For reviewing the Feedback Index
10*	For reviewing the Leaderboards Index
10*	For reviewing the Power Tools Index
10*	For reviewing the My Account Index
10*	For reviewing the My Reports Index
10*	For reviewing the Ask Gery index
10*	For reading the article, Be An Awesome Sponsor
10*	For reading the article, How To Do Effective Follow-Ups
10*	For reading the article, Quality (Not Quantity) And The Power Of Duplication
10*	For reading the article, Your Role In SFI - Being A Sponsor: What It Means
10*	For reading the article, Why you should start your own Co-op
10*	For reading the article, Boosting Upgrades With Gift Certificates
10*	For reading the article, Where to advertise for good results
10*	For reading the article, How to write business-building e-mails
10*	For reading the article, What's better...affiliate sponsoring or customer referrals?
10*	For reading the article, SFI International Affiliate Resources
100	For setting up an advertising co-op for your team

Step 5:

Step 5 - Let Us Build Your Digital Store Now!

Start To Make Some Money!

Congratulations! It is great to see you on this page. This means that you finished your previous 4 steps. Through this step, I'll show you how to build your own high quality digital store "ECA" at "Triple Clicks; TC". It is FREE, but very powerful. I know some people who make living online from their ECAs. This process is easy and quick. But at first let me explain something for you.

You Started SFI As Affiliate

When you joined SFI, your rank was affiliate. Affiliates can NOT build ECAs on SFI/TC. But they can make money by promoting the different products of other ECA owners. In fact I don't want you to be just an affiliate at SFI. Why? Because affiliates make less money, and work very hard. So, please continue reading...

Executive Affiliates (EA)

When you done the actions through the previous steps, you already collected 1500 VPs or more. Any affiliate who collects 1500 VPs or more becomes **Executive Affiliate "EA"** automatically. As an EA, you are eligible to build your own ECA store, plus there are high benefits more than just

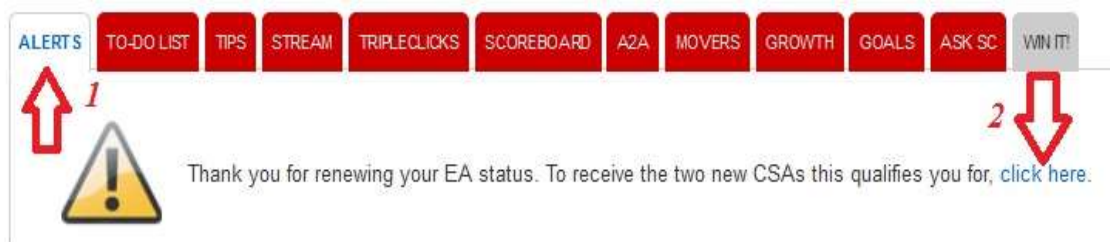
affiliates. This means that you need to become EA every month to keep your ECA online to make you some money. Don't worry, I'll show you how to keep your EA rank every month.

Note... As soon as you become EA, SFI will give you 2 Tcredits. You'll use them in this action below. Also, SFI will give you 2 CSAs. These are 2 downline under you. You'll be their co-sponsor, and you'll earn 15% commission when they buy anything from triple clicks.

As soon as you become EA, you should get those 2 CSAs. To get them, you need to go to the "Alert" page at:

<https://www.sfimg.com/Home?tab=alerts>

Then get them as seen on this image below.



Build YOUR High Quality Online Store (ECA) Easily NOW

After collecting 1500 VPs or more, you'll receive an email from SFI that you become Executive Affiliate "EA". This means that you are now eligible to build your high quality store that sells very well. Don't worry I'll show you everything in easy steps below. Please follow these steps to build your online store:

1-This is a good idea I'm sure you'll like. Why not build YOUR OWN high quality online STORE, and sell anything you

want. It is FREE to start. This will be your GOLDMINE to make good money through the internet! You can start right now. Just go to this page to start. Click this link below to start (**Important: See this image below**):



<http://www.tripleclicks.com/12367839/ECA>

2- After you go to the ECA registration page, you need to click on the **"To get started, sign up FREE here"**. Have a look at this image below.



On the new page, you need to fill the ECA application and upload the required documents, then submit it! Your application will be approved within 48 hours or less!

3- To build your digital store as in the above step, it is FREE. But you need some TCredits (After registering to your ECA) to post YOUR products.

Note: You'll need only 2 TCredits per each product you post in your digital store. As soon as you become EA, SFI will give you 2 TCredits to post your first product!

If you want to get more TCredits, you can get them through this link:

<https://www.tripleclicks.com/detail.php?item=212474>

4- SFI will review your ECA and activate it within 48 hours.

5- Products? You can sell either digital or physical products on your ECA. After completing the NEXT step, you'll get 100 digital products "with resell rights" from me as your bonus. You can sell them on you ECA.

6- When SFI/TC affiliates see that you have good products, they will start to buy and promote for you. This way you will sell and make more money, and they will earn commission. This is a win/win strategy.

Step 6:

Step 6 - Become Bronze Team Leader (BTL)

You'll Get Your Bonuses Today!

Finally you reached this step! Well done my friend. What is it here in this step?

On the previous step, I told you about the "**Affiliate**" and the "**Executive Affiliate**" ranks. You already know now that EA is much better than ordinary affiliate. EAs make more money with less effort. But, why not make much more money by doing very low effort? It is very possible by reaching the level of Bronze Team Leaders (BTL).

See how much money a team leader can make with SFI/TC. See the image below. That is over \$26K PER MONTH! Of course you can't make this amount in one day or one month. It really takes a longer time. But it is very achievable when you and your downline do your homework as I'm teaching you here!

Month	Level 1	Level 2	Level 3	Level 4	Level 5	Level 6	Total BTLs	Matching VPs	Your Earnings
1	5						5	15000	6.75
2	5	25					30	90000	40.5
3	5	25	125				155	465000	209.25
4	5	25	125	625			780	2340000	1053
5	5	25	125	625	3125		3905	11715000	5271.75
6	5	25	125	625	3125	15625	19530	58590000	26365.5

Become Bronze Team Leader

To become BTL, you need to have 3000 VPs. You already collected 1500 VPs or more through the previous steps. So, you need another 1500 VPs. It is very easy. You can get the other 1500 VPs in less than a minute!

The idea is, you need to order 125 TCredits from TC through the link below. As soon as you get those 125 TCredits, SFI will give you 1500 VPs as a bonus. This way you'll have 3000 VPs or more, and SFI will upgrade your rank to be BTL.

<https://www.tripleclicks.com/detail.php?item=212474>

CONGRATULATIONS!

Note: this package of 125 TCredits will cost you only \$36.25. But remember, you will get 100 products and services from me that worth over \$5,000 (see YOUR products image below). Not only so, but this start will enable you to start your real earning to reach the level of \$26K. It is very reasonable to invest only \$36.25 to get ALL of my products and services as well as your steps towards your big monthly checks!

Click this link below to order the 125 TCredits pack now:

<https://www.tripleclicks.com/detail.php?item=212474>

Note: Your SFI rank will be upgraded to BTL within 5-15 minutes after you order the 125 TCredits pack. Please be patient.

What can you do with these 125 TCredits?

With these TCredits you can:

- Buy anything from inside Triple Clicks; TC.
- Bid on the TC penny auctions and win very valuable products for just few bucks.

<https://www.tripleclicks.com/indexAuctions.php>

- Download huge music from inside Triple Clicks.
- Play games and win more TCredits.
- Post more products to sell inside your ECA.
- There are many other things you can do with TCredits.

Your Bonuses (Worth \$5000+)

As I promised you in step 1 that you'll get the bonuses as soon as you become BTL. This is the best time to get your great bonuses.

How to get your bonuses?

Only after you become at least a BTL, please an email to: bonuses@DrHilal.com

Your email should include: your name, your email at SFI, your sponsor's name, your SFI ID number, your total VPs, your current rank at SFI, and your ECA link. (Please see the screenshots below for help).

Your email title MUST be: **"My Bonuses for Being a BTL in Your Team"**

As soon as I get your message, I'll send you a reply with more details and bonuses links.

Thank you for being one of my team at SFI.



NOTE: Before you send your email, please have a look at these screenshots below to know the data required to be sent:

A screenshot of the SFI homepage. The top navigation bar includes links for Marketing, Reference, Training, Power Tools, Leaders, Misc, Support, My Acct, IAHE, and TripleClicks. The user profile section shows the SFI ID Number (12367839) and the Sponsor Name (Platinum Team Leader). The VersaPoints section displays the total points earned (80,045) and the current rank (GTL). The rank is circled in red, and an arrow points to it with the text 'Your Rank For This Month'.

SFI ID Number 12367839 | **Platinum Team Leader** | Log out
May VP: 8970 | Total VP: 80045
You have 752 messages (0 unread)

Your Sponsor Name

's SFI Homepage **Your Total VPs**

ALERTS TO-DO LIST TIPS STREAM TRIPLECLICKS SCOREBOARD A2A MOVERS GROWTH GOALS ASK SC WIN IT!

80,045 Points you've earned to date (for detailed accounting, [click here](#))
8,970 Points you've earned for May (5,194 Sales Pts./3,776 Action Pts.)
112 Points you've earned so far today (0 Sales Pts./112 Action Pts.)

YES Qualified for today's DAILY GRAND
Your current rank on the May VP leaderboard

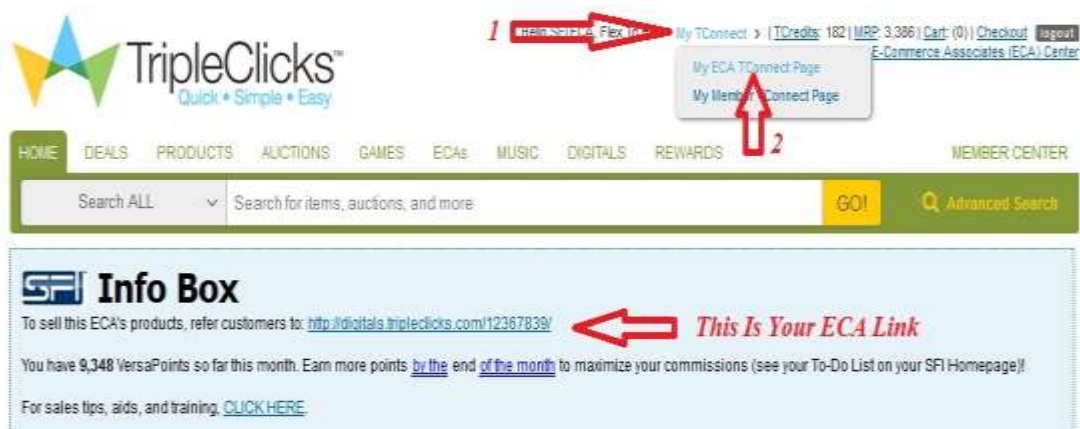
Your VersaPoints Streak Stats

- ▶ You are currently on your longest streak ever of 10 days! Keep up the great work!
- ▶ Only 1 more days to earn the next VP Streak badge!
- ▶ For 10 days, you have the longest streak.

Rank Qualifications

- ▶ You are currently qualified as **GTL** **← Your Rank For This Month**

To get your ECA link, please: login to your SFI account. Then go to <http://www.tripleclicks.com>. Then at the first top of the TC page click "My TConnect". Then choose "My ECA TConnect Page". On the new page, scroll down to the SFI Info Box. (**NOTE**: You can get this link AFTER SFI approves your ECA). See these 2 images below:



Now please send your email. Then observe your inbox for a reply. You'll get a reply with more details about your bonuses within 24 hours. You'll also receive an invitation to join my SFI inner circle as soon as it is ready to go!

Step 7:

Step 7 – Daily, Weekly and Monthly Actions

You Get 559 VPS (Every Month) From These Actions!

These actions will be your daily, weekly and monthly work. Don't worry. This needs only 5-10 minutes of your time every day. The daily actions will give you 11 VPs per day. That is 330 VPs per month. The weekly actions will give you 38 VPs per week. That is 114 VPs per month. The monthly actions will give you 115 VPs every month. In total, you can collect 559 VPs every month by doing these actions in this step. Let start this important step now.

Daily Actions:

By doing these daily actions you get 11 action VPs every day = 330 VPs per month. Don't ignore them please. You need to do them EVERY Day. It will take only 5-10 minutes a day. In fact this is your daily home work at SFI.

1- Please login to your SFI account.

2- Click the "Home" Menu. You'll see red tabs. See this image below.

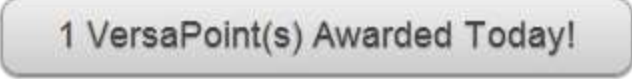


3- Click each one of these tabs to open its page. Read quickly what is included in this page. Then scroll down to the bottom of the page. You'll see a big blue button titled "I have reviewed".

Click the blue button. It will change into grey, (See these images below). This means that you got 1 VP from this quick action. By doing this for the 10 tabs starting from "To Do List" tab to "Ask SC" tab. you get 10 VPs.



I have reviewed the information on this page



1 VersaPoint(s) Awarded Today!

4- For the "Ask SC" tab, you will get 1 VP every day, plus you get huge info about SFI. Click the "Ask SC" tab. Then click the blue "Go". On the next page, you'll see a question, and an answer.

If you like the answer, click the **green UP arrow**. If not, click the **red DOWN arrow**. You'll then see another question and answer. Do the same till you see 10 questions and answers. This way you get 1 VP in addition to huge info in these answers. See these 2 images below.



Was this
answer
helpful?



5- You still can get 1 more VP every day. To get it, go to the VP ledger page "

<https://www.sfimg.com/MyAccount/MyReports/VPLedger> ".

On the table, under "DAILY ACTIONS ", click "For checking out the latest items at TripleClicks you can buy and sell". It

is the top one just under the title "DAILY ACTIONS". This way you'll get 1 more VP.

Weekly Actions

You need to do these 3 actions once a week. By doing so, you will get 38 action VPs per week. That is 152 VPs per month. Let us start to collect them now.

1- Go to the VP ledger page:

<https://www.sfimg.com/MyAccount/MyReports/VPLedger>

On the table, find the title "WEEKLY ACTIONS" You will see 3 actions here. See this image below.

WEEKLY ACTIONS		Type	Points
30/wk.	For sending group support messages via the PSA Mailer , CSA Mailer , or Genealogy Group Mailer <i>30/week; 120/mo. maximum points</i>	A	0
5/wk.	For reviewing your TConnect page	A	0
3/wk.	For submitting a Stream post	A	1

2- The first one is "For sending group support messages via....". Click the "CSA Mailer". This will open a new page. If you remember, SFI sent you 2 CSAs when you became EA at step 5. Now you need to send a welcome message to your CSA members. Don't worry. It is DONE FOR YOU! Just keep reading. By doing this you get 30 VPs every week.

After you click the "CSA Mailer", you will see a page like this image below. Click the blue "Need Some Help?" button. You will see a pop up window with huge ready-made messages. Choose any one of them and click "See Message". The chosen message will appear. Copy the message and paste it on a text file. You'll use it now.

Now in the "CSA Mailer" page, as in the image below, click "Send a Message". A new pop up window appears. Paste the

message that you just copied, then click "Send Preview...", then click "Send Message to..." again, to send it to your CSAs. Follow the steps as in these 2 images below.





Send an e-mail to
the 1750 selected affiliates



1 Header Here

Subject:

Creative Marketing Tactics for Increasing Your

Message:

How does a SFI business owner get their new signups and customers talking? After all, that is the crux of successfully marketing a business. When customers or clients like a business for whatever reason, you can bet they'll recommend it to others. That's why word of mouth advertising is so important to a good marketing system.

Find the market niche and the uniqueness of your particular product and the SFI opportunity. When people are excited about a product or business opportunity and they're telling their friends and relatives, they will save you lots of dollars and many hours of time in marketing. When they do the advertising, you can better

2 Message



3 Click This



Send PREVIEW Message To @hotmail.com

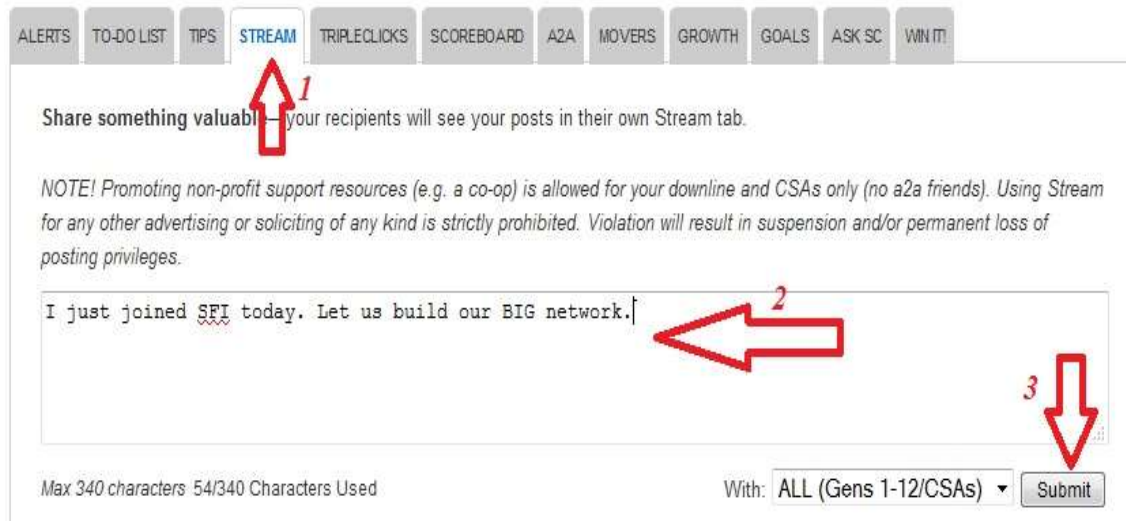
Send Message to 1750 people



[Close Window](#)

4 Click This

3- Now go to the "Home" menu inside your SFI members' area. Then click stream tab. Inside the box write something here. Then click "Submit". See the image below. You need to post 3 times to get 3 VPs every week. Those can posted in 1 day or in 3 days.



ALERTS TO-DO LIST TIPS **STREAM** TRIPLECLICKS SCOREBOARD A2A MOVERS GROWTH GOALS ASK SC WIN IT!

Share something valuable — your recipients will see your posts in their own Stream tab.

NOTE! Promoting non-profit support resources (e.g. a co-op) is allowed for your downline and CSAs only (no a2a friends). Using Stream for any other advertising or soliciting of any kind is strictly prohibited. Violation will result in suspension and/or permanent loss of posting privileges.

I just joined SFI today. Let us build our BIG network.

Max 340 characters 54/340 Characters Used

With: ALL (Gens 1-12/CSAs) Submit

4- Now return back to your "VP Ledger" page (<https://www.sfimg.com/MyAccount/MyReports/VPLedger>). On the table, under "WEEKLY ACTIONS", click "For reviewing your TConnect page Once/week". This will open your TConnect page. Do this action once a week to get 5 VPs every week.

Monthly Actions

These 3 actions need to be done once every month. Do them to get 115 Action VPs every month. Let us collect them now.

1- "100 VPs for a Standing Order of 1,500 VP or more". You already started this action! If you remember, when you purchased the 125 TCredits pack in step 6, you should get it

as standing order. Don't cancel the standing order. This way you'll get 100 action VPs every month!

This way SFI will give you 1500 VPs for your purchase + 100 VPs from the continuity; the standing order. You should see the 1500 VPs instantly as you did in step 6. But the 100 VPS for standing order, you'll see them every month after 30 days of your first purchase.

This is a 100 action VPs every month.

2- "5 VPs for setting monthly goals before the 10th". You need to do this action through the first 10 days of each month. Usually I do it in day 1. In your VP Ledger page, click "5 VPs for setting monthly goals before the 10th".

This will open your goals page. Set your goals then click "Set This Month's Goals". See this image below. With this action, you get 5 VPs. You don't need to achieve these goals, but this will encourage you to get them.

My May 2014 Goals
Directions

	Goal	Current	Percent Completed
New PSAs (this month)	300	11	3%
EA2 PSAs (total)	30	9	30%
New PRMs (this month)	10	5	50%
My PRM Sales (this month)	\$100	\$0.00	0%
VersaPoints Leaderboard position	210	157	CONGRATS! YOU DID IT!
Power Rank Leaderboard (overall) position	180	134	CONGRATS! YOU DID IT!
Power Rank Leaderboard (country) position	1	1	CONGRATS! YOU DID IT!
Power Rank Leaderboard (class) position	1	1	CONGRATS! YOU DID IT!
DistribuSTAR Leaderboard position	42	34	CONGRATS! YOU DID IT!
Daily VP Streak Leaderboard position	900	804	CONGRATS! YOU DID IT!

1 →

2 → **Set This Month's Goals**

3- "10 VPs for completing the SFI/Sponsor/Co-Sponsor ratings form". With this action you get 10 VPs. It is all about rating your sponsor, co-sponsor, and SFI.

Please be honest when you do this action. I usually give my sponsors 5 stars. You can do this action starting from your second month.

To do this step, login to your SFI account, click the "ALERTS" tab. You'll see a yellow triangle and at its right you can read "Please submit your rating", see this image below. Click these words. This will open the rating form page. Do your rating for both: your sponsor, co-sponsor, and SFI improvement. See the steps 1-7 in this image below.


It is highly recommended to write a good comment for your sponsors, then submit your form. Here are the screen shots.



September 2014 Ratings



Your SFI Sponsor is [Russell Brunson](#). Rate your Sponsor for the month of September.

5 (Awesome) 



Your SFI Co-Sponsor is [Linda Miller](#). Rate your Sponsor for the month of September.

5 (Awesome) 

Optional: Add a short comment for your Sponsor*:

Very Good Sponsor. Thank you.

 2


Optional: Add a short comment for your Co-Sponsor*:

Linda Miller is the best Co-Sponsor. Thank you for your continuous encouragements. You are awesome!


 4



*Note: If you include a comment, your rating will include your name. Ratings without comments are anonymous.

SFI provides numerous services and resources for its affiliates. Please rate how SFI served you in September.

5 (Awesome) 

SFI is constantly working to make SFI better for its affiliates (see our most recent announcements [here](#)). During the month of September, do you feel we improved the SFI program?

☒ Yes  6 ☐ No ☐ Not Sure

 7 

September 2014 Ratings

Confirm Ratings

- You rated your Sponsor, Russell Brunson, 5 stars
- You rated your Co-Sponsor, Linda Miller, 5 stars

Remember that 5 is the best rating, and 1 is the worst rating. Reward your Sponsor/Co-Sponsor with a high rating if they are actively supporting you. Give a low rating if your Sponsor/Co-Sponsor is not supporting you.

Please confirm that these are the ratings you wish to submit or click "Cancel" to adjust your ratings.

September 2014 Ratings

THANK YOU for submitting your ratings for September. Your input is very valuable! We have awarded you 10 VersaPoints. 

Well Done! By applying these actions, you can collect 559 action VPs every month.

In the next step, I'll show you how to get your SFI account to a higher level, and how to build your own team. This will explode your SFI earnings month after month to reach your goal of \$1000s per month!

Step 8:

Step 8 - Become A real Team Leader

Make Much Money with This Step

If you want to make good money with SFI you MUST become a REAL team leader. Real team leaders make MUCH money at SFI. To be a REAL team leader, you need to become a team leader (BTL, STL, GTL, or PTL), then build your team, then teach your team to build their own team and support them. Here are some easy ways to become BTL, STL, GTL, and PTL:

How To Be a Bronze Team Leader (BTL) Every Month?

Bronze team leaders get matching VPs for 6 levels deeps. This worth \$1000s for you every month! To be a BTL you need to have 3000 VPs every month. (2000 Sales VPs + 1000 ACTION VPs). Here is a good way to become BTL:

1- Become EA or EA2 first by ordering a standing order with at least 1500 VPs. You can order the 125 TCredits pack as you done before in earlier steps. This way SFI will give you 1500 VPs every month to ensure you are EA2. Here is the link to order:

<https://www.tripleclicks.com/detail.php?item=212474>

2- Login to your SFI account every day. Go to your VP Leger page (Link Below) and do the "Daily Actions", "Weekly Actions", and "Monthly Action". This will take 5-10 minutes of your time. This way you can collect huge VPs: (330 VPs from Daily Actions) + (152 VPs from Weekly Actions) + (115 VPs from Monthly Actions) = Total here = 597 VPs every

month.

<https://www.sfimg.com/MyAccount/MyReports/VPLedger>

3- Buy anything more from Triple Clicks products that worth 500 VPs. I personally like TCredits. (Hint: You can buy 5 X 1 TCredit = 510 VPs & Cost = \$9.95). But it is UP TO YOU!

<https://www.tripleclicks.com/detail.php?item=47534>

4- Get 500 Action VPs when you bid on the price benders auction. Read more about it on this page:

<http://sfiking.com/important/get-500-action-vps-pricebenders-tc-auctions/>

Your total VPs now are: (2010 sales VPs) + 597 Action VPs (Daily, Weekly, Monthly) + 500 Action VPs (from bidding) = 3107 VPs. This is more than the required 3000 VPs to be BTL.

Congratulations for being a BTL.

Important: When you have ACTIVE PSA downline in your generation 1, you can ignore step 3 or 4 above, according to the number of active PSA you have, and the required VPs. In fact this will save you a lot of money. So, start to build your own team now.

How to Be a Silver Team Leader (STL) Every Month?

Silver team leaders get matching VPs for 8 levels deeps. This worth more \$1000s for you every month! To be a STL you need to have 4000 VPs every month. (2000 Sales VPs + 2000 ACTION VPs). Here is a good way to become STL:

1- Become EA or EA2 first by ordering a standing order with at least 1500 VPs. You can order the 125 TCredits pack. This

way SFI will give you 1500 VPs every month to ensure you are EA2. Here is the link to order:

<https://www.tripleclicks.com/detail.php?item=212474>

2- Login to your SFI account every day. Go to your VP Leger page (Link Below) and do the "Daily Actions", "Weekly Actions", and "Monthly Action". This will take 5-10 minutes of your time. This way You can collect huge VPs: (330 VPs from Daily Actions) + (152 VPs from Weekly Actions) + (115 VPs from Monthly Actions) = Total here = 597 VPs every month.

<https://www.sfimg.com/MyAccount/MyReports/VPLedger>

3- Buy anything more from Triple Clicks products that worth 500 VPs. I personally like TCredits. (Hint: You can buy 5 X 1 TCredit = 510 VPs & Cost = \$9.95). But it is UP TO YOU!

<https://www.tripleclicks.com/detail.php?item=47534>

4- Get 500 Action VPs every month when you bid on the price benders auction. More details on this page:

<http://sfiking.com/important/get-500-action-vps-pricebenders-tc-auctions/>

5- Get 300 Action VPs every month by distributing TC Gift Cards. More details on this page:

<http://sfiking.com/important/get-300-action-vps-giving-away-30-gift-cards/>

6- Get 300 Action VPs every month from games and downloading music. More details on this page:

<http://sfiking.com/important/300-action-vps-every-month-music-games/>

7- Now you still need 293 ACTION VPs to be a STL! So, you need to get these Action VPs by supporting your team. When you have active downline PSA (Not CSA) in your generation

1, and these PSAs become EA2, BTL, STL, GTL, or PTL, you'll get ton of action VPs as follows:

You get 100 Action VPs for every EA2 you have.

You get 150 Action VPs for every BTL you have.

You get 200 Action VPs for every STL you have.

You get 250 Action VPs for every GTL you have.

You get 300 Action VPs for every PTL you have.

So, you need to have: (3 EA2), OR (2BTL + 1 EA2), etc.

Assume you have 3 EA2 PSA in your generation 1. So:

Your total VPs now are: (2010 sales VPs) + 597 Action VPs (Daily, Weekly, Monthly) + 500 Action VPs (from bidding) + 300 Action VPs (from Gift Cards) + 300 Action VPs (from Games & Music) + 300 Action VPs (from 3 EA2) = 4007 VPs . This is more than the needed 4000 VPs to be STL.

Congratulations for being a STL.

Important: When you become a member in my inner circle you'll know that this last step is very easy and simple for you.

How to Be a Gold Team Leader (GTL) Every Month?

Gold team leaders get matching VPs for 10 levels deeps. This worth much more \$1000s for you every month! To become a GTL you need to have 5000 VPs every month. (2000 Sales VPs + 3000 ACTION VPs). Here is a good way to become GTL:

1- Become EA or EA2 first by ordering a standing order with at least 1500 VPs. You can order the 125 TCredits pack. This

way SFI will give you 1500 VPs every month to ensure you are EA2. Here is the link to order:

<https://www.tripleclicks.com/detail.php?item=212474>

2- Login to your SFI account every day. Go to your VP Leger page (Link Below) and do the "Daily Actions", "Weekly Actions", and "Monthly Action". This will take 5-10 minutes of your time. This way you can collect huge VPs: (330 VPs from Daily Actions) + (152 VPs from Weekly Actions) + (115 VPs from Monthly Actions) = Total here = 597 VPs every month.

<https://www.sfimg.com/MyAccount/MyReports/VPLedger>

3- Buy anything more from Triple Clicks products that worth 500 VPs. I personally like TCredits. (Hint: You can buy 5 X 1 TCredit = 510 VPs & Cost = \$9.95). But it is UP TO YOU!

<https://www.tripleclicks.com/detail.php?item=47534>

4- Get 500 Action VPs every month when you bid on the price benders auction. More details on this page:

<http://sfiking.com/important/get-500-action-vps-pricebenders-tc-auctions/>

5- Get 300 Action VPs every month by distributing TC Gift Cards. More details on this page:

<http://sfiking.com/important/get-300-action-vps-giving-away-30-gift-cards/>

6- Get 300 Action VPs every month from games and downloading music. More details on this page:

<http://sfiking.com/important/300-action-vps-every-month-music-games/>

7- Now you still need 1293 ACTION VPs to be a GTL! So, you need to get these Action VPs by supporting your team. When you have active downline PSA (Not CSA) in your generation

1, and these PSAs become EA2, BTL, STL, GTL, or PTL, you'll get ton of action VPs as follows:

You get 100 Action VPs for every EA2 you have.
You get 150 Action VPs for every BTL you have.
You get 200 Action VPs for every STL you have.
You get 250 Action VPs for every GTL you have.
You get 300 Action VPs for every PTL you have.

So, you need to have: (13 EA2), OR (9BTL), OR (6 STL + 1 EA2), etc.

Assume you have 13 EA2 PSAs in your generation 1. So:

Your total VPs now are: (2010 sales VPs) + 597 Action VPs (Daily, Weekly, Monthly) + 500 Action VPs (from bidding) + 300 Action VPs (from Gift Cards) + 300 Action VPs (from Games & Music) + 1300 Action VPs (from 13 EA2) = 5007 VPs . This is more than the needed 5000 VPs to be GTL.

Congratulations for being a GTL.

Important: Again, when you become a member in my inner circle you'll know that this last step is very easy and simple for you.

How To Be a Platinum Team Leader (PTL) Every Month?

Platinum team leaders get matching VPs for 12 levels deeps. **This is the HIGHEST level in SFI.** This worth too much more \$1000s for you every month! To be a PTL you need to have 6000 VPs every month. (2000 Sales VPs + 6000 ACTION VPs). Here is a good way to become PTL:

NOTE: If you are NOT in SFI yet, please join using this link:
<http://www.sfi4.com/12367839/FREE>

1- Become EA or EA2 first by ordering a standing order with at least 1500 VPs. You can order the 125 TCredits pack. This way SFI will give you 1500 VPs every month to ensure you are EA2. Here is the link to order:

<https://www.tripleclicks.com/detail.php?item=212474>

2- Login to your SFI account every day. Go to your VP Leger page (Link Below) and do the "Daily Actions", "Weekly Actions", and "Monthly Action". This will take 5-10 minutes of your time. This way you can collect huge VPs: (330 VPs from Daily Actions) + (152 VPs from Weekly Actions) + (115 VPs from Monthly Actions) = Total here = 597 VPs every month.

<https://www.sfimg.com/MyAccount/MyReports/VPLedger>

3- Buy anything more from Triple Clicks products that worth 500 VPs. I personally like TCredits. (Hint: You can buy 5 X 1 TCredit = 510 VPs & Cost = \$9.95). But it is UP TO YOU!

<https://www.tripleclicks.com/detail.php?item=47534>

4- Get 500 Action VPs every month when you bid on the price benders auction. More details on this page:

<http://sfiking.com/important/get-500-action-vps-pricebenders-tc-auctions/>

5- Get 300 Action VPs every month by distributing TC Gift Cards. More details on this page:

<http://sfiking.com/important/get-300-action-vps-giving-away-30-gift-cards/>

6- Get 300 Action VPs every month from games and downloading music. More details on this page:

<http://sfiking.com/important/300-action-vps-every-month-music-games/>

7- Now you still need 2293 ACTION VPs to be a PTL! So, you need to get these Action VPs by supporting your team. When you have active downline PSAs (Not CSAs) in your generation 1, and these PSAs become EA2, BTL, STL, GTL, or PTL, you'll get ton of action VPs as follows:

You get 100 Action VPs for every EA2 you have.
You get 150 Action VPs for every BTL you have.
You get 200 Action VPs for every STL you have.
You get 250 Action VPs for every GTL you have.
You get 300 Action VPs for every PTL you have.

So, you need to have: (23 EA2), OR (15BTL + 1 EA2), OR (11 STL + 1 BTL), etc.

Assume you have 23 EA2 PSAs in your generation 1. So:

Your total VPs now are: (2010 sales VPs) + 597 Action VPs (Daily, Weekly, Monthly) + 500 Action VPs (from bidding) + 300 Action VPs (from Gift Cards) + 300 Action Vps (from Games & Music) + 2300 Action VPs (from 7 EA2) = 6007 VPs . This is more than the needed 6000 VPs to be PTL.

Congratulations for being a PTL.

Important: Again, when you become a member in my inner circle you'll know that this last step is very easy and simple for you.

Next step, I'm speaking about different sources of traffic. Let us drive traffic to your SFI affiliate link to build your strong team under you.

Step 9:

Step 9 - Traffic to Build SFI Team

Build A Huge Team Today

This is a very important step, really. Please read it carefully and apply it!

If you need to make too much money at SFI you need 2 things. To be a team leader and to build a STRONG team under you. Period!

Through the previous step, I showed you how to become BTL, STL, GTL, or even PTL. In this step, I'll show how to build your own team.

At the moment of writing this report, I have over 53,000 members in my team in 12 levels deep. I started to make good money at SFI. One of my upline has close to 500,000 downline in his 12 levels deep. You can imagine how much money he can make every month! You too! When you start to build your team today, you'll see huge downline under you. It is not difficult. But it needs a strong start. See how much money you can make with only 6 level downline.

Month	Level 1	Level 2	Level 3	Level 4	Level 5	Level 6	Total BTLs	Matching VPs	Your Earnings
1	5						5	15000	6.75
2	5	25					30	90000	40.5
3	5	25	125				155	465000	209.25
4	5	25	125	625			780	2340000	1053
5	5	25	125	625	3125		3905	11715000	5271.75
6	5	25	125	625	3125	15625	19530	58590000	26365.5

What is The Idea?

No one can build a team of 500,000 members on his own effort! The idea is, you build a strong team under you, say 5 strong PSAs (i.e. downline) in your level 1. Every one of these PSAs will start to build his 5 PSAs under him, and so on. After a certain time, your team will become really great. In other words, your downline will build your team for you!

Your SFI Affiliate Link

To build your team, the first step is to know your SFI affiliate link. To get it, please [CLICK HERE](#) to go to the SFI marketing page. At the left column, click SFI. Your affiliate link will be at the top line at right. See this image below.



FREE Traffic Sources

As soon as you get your SFI affiliate link, start to promote it using free and paid traffic sources. Let us start with the FREE traffic sources first.

- Facebook.com
- Twitter.com
- You Friends and Family Members.
- Safelists
- Traffic Share Sites

Get more details about these traffic sources on this page:

<http://vickbigideamastermind.com/>

Paid But Cheap Traffic Sources

- Paid To Click Sites
- Solo Ads Through Safelists
- Paid Traffic Through Traffic Share Sites.

Read more about these sources through this page:

<http://thesuccessprofessor.com/>

High Quality Traffic Sources

- PPC Search Engines
- High Quality Solo Ads
- Media Buy
- Paid Traffic Through Facebook.

Read more about these sources through this page:

<http://thesuccessprofessor.com/>

Bonus: 51 Great Traffic Sources:

PPC Advertising:

<http://www.google.com/adwords/>

<http://advertise.bingads.microsoft.com/>

<http://www.sitescout.com/>

<http://www.looksmart.com/>

<http://7search.com/>

<http://www.search123.uk.com/>

<http://www.bidvertiser.com/>

PPV/CPV Advertising:

<http://www.leadimpact.com/>

<http://mediatraffic.com/>

<http://www.trafficvance.com/>

<http://directcpv.com/>

<http://www.clicksor.com/>

<http://adoori.com/>

Self-Serve Advertising Networks:

<http://www.mochimedia.com/>

<http://pulse360.com/>

<http://www.google.com/ads/displaynetwork/>

<http://www.adperium.com/>

<http://www.clixsense.com/>

<http://www.adengage.com/>

<http://adblade.com/>

Multi Channel, Media Buys and Display Advertising:

<http://www.advertising.com/>

<http://www.advertise.com/>

<http://ad.net/>

<http://www.cpxinteractive.com/>

<https://advertisers.federatedmedia.net/>

<http://undertone.com/>

<http://www.admarketplace.com/>

<http://www.valueclickmedia.com/>

<https://www.tribalfusion.com/>

<http://casalemedia.com/>

Social Media Advertising:

<https://www.stumbleupon.com/pd>

<https://www.facebook.com/advertising>

<https://ads.pof.com/>

<http://www.reddit.com/wiki/selfservicepromotion>

Mobile Advertising Networks:

<http://www.google.com/ads/admob/>

<http://www.inmobi.com/>

<http://www.mojiva.com/>

<https://www.adleads.com/>

<http://adfonic.com/>

<http://www.buzzcity.com/>

<http://madvertise.com/>

<http://www.admoda.com/>

<http://www.jumptap.com/>

<http://www.greystripe.com/>

<http://www.millennialmedia.com/>

In-Text Advertising:

<http://infolinks.com/advertisers>

<http://kontera.com/>

<http://www.outbrain.com/>

Retargeting or Remarketing:

<http://fetchback.com/>

<http://www.adroll.com/>

<http://retargeter.com/>

<https://www.perfectaudience.com/>

<http://www.chango.com/>

Last Words:

Believe me, SFI really works, and it works really great. Start your SFI today.

This is version 1.00. I'll add more content to this report and will update it periodically as the recent updates in SFI. Make sure to get the latest version of this report. Just send an empty message from your primary email to:

sfimentor@getresponse.net

I wish for you all the success with SFI-TC business.

Dr. Hilal

SFI-PTL

DrHilal.com

support @ sfiking.com